



# Benander Games/Sports Data 8<sup>th</sup> Annual Men's Invitational Softball Tournament

**BENANDER GAMES**



Helping sponsor:



## PROGRAM August 6-7, 2011

Visit [www.bgsd.com](http://www.bgsd.com) for stats, photos, web gems, and more.



## 2011 BGSD Invitational Tournament Rules

- Only ASA approved bats will be allowed. ASA regulations are in effect, except where these rules conflict.
- At-bats begin with a 1-1 count. One foul is allowed after 2 strikes.
- Teams may use up to 2 non-roster players.
- **Time limit:** 65 minutes. No inning shall start after 65 minutes. There will be no time limit for the championship game(s), **or if the run differential is less than 4 runs.**
- **Mercy rule:** Games will end if one team is winning by 15 runs or more after 4 innings, or 10 runs after 5 innings. No mercy rule for championship game(s).
- Teams should be at their designated field at least 10 minutes before the scheduled start time. Turn in your lineups and game fees (\$29) to the scorekeeper 5 minutes before game time.
- Teams may play with 9, 10, 11 or 12 hitters in the lineup. If starting the game with 9 players, a 10<sup>th</sup> may be added to the end of the lineup at any time.
- There will be no courtesy runners.
- Metal cleats are allowed.
- Re-entry rule: All players may re-enter the game once.
- The higher seeded team is the home team in the first round. A coin flip will determine the home team in all subsequent games until the finals. In the finals, the winners bracket team gets the choice of home or away. If a second game is necessary, home team will be determined via coin flip.
- If a player is ejected from the game and his team does not have a substitute to replace him, the team will be charged an out every time the player's spot in the batting order comes up. Any player ejected from a game is subject to suspension from subsequent game(s), at the discretion of the tournament officials.
- The tournament director will be the final arbiter for any protests or rules decisions.

### Ground Rules

- On Fields 1 and 2, all foul territory along the lines where the two fields are adjacent is in play. Foul balls may be caught for an out beyond the infield fences. Foul territory on the opposite side is also in play with the following exceptions: Any foul ball caught on the pavement, or a ball that hits a tree or the pavement is out of play. If a player legally catches a foul ball and carries it onto the pavement, or if his throw strikes a tree – runners advance one (1) base.
- Fair balls that roll beyond or through the outfield fence – runners advance two (2) bases.
- Balls rolling into the dugout or thrown/deflected over the infield fences – runners advance one (1) base.
- There is a home run limit of four (4) home runs hit over the fence per team per game. Fair balls hit over the fence after the limit has been reached are outs.

## 2011 BGSD Special Event Rules

### **Home Run Derby - \$100 prize and trophy**

- Entrance fee is \$10.
- Only ASA approved bats will be allowed.
- Batters must supply their own pitcher.
- Preliminary round will take place at Field 1 beginning at 12:30 on Saturday. Finals will begin shortly after the conclusion of preliminaries.
- Batters get 5 outs in the preliminary round. The top 3 home run totals advance to the finals. A batter may re-enter the preliminary round once. Second entry is \$10.
- In case of a tie for the last spot in the finals after round 1, a one-pitch, farthest distance hit (in the air) will determine who advances. A foul ball in the tiebreak is considered to be hit 0 feet.
- Home run totals are reset to zero in the finals.
- Finalists get 4 outs in the finals. Order of hitting is the reverse order of preliminary round home runs.
- Player with the most home runs in the finals is the champion.

### **Golden Arm Contest - \$50-75 prize\* and trophy**

- Entrance fee is \$10.
- Players get 5 throws at a target set up at home plate from approximately 150 feet away in center field.
- Throws are scored as follows:
  - Through the main target: 10 points
  - Through the secondary target or striking the target: 6 points
  - Within the batter's box/cones on either side of the target: 2 points.
  - Penalty for a throw that bounces two or more times: ½ the points awarded.
- The top two scores from the first round advance to the finals.
- Scores are reset for the finals. Players get 5 more throws. Highest score is the champion.
- In case of a tie, there will be a one-throw tiebreaker.

### **Fastest Man Contest - \$50-75 prize\* and trophy**

- Entrance fee is \$10.
- Contestants are timed in a single sprint around the bases.
- Players must start with both feet in the right handed batters box.
- Contest will begin at Field 1 at 12:30 (immediately following conclusion of the 11:30 game). Entrants will make their runs between batters in the Home Run Derby preliminaries.
- There is no preliminary round. Players may re-enter the contest twice. The player with the fastest time is the winner.

### **Cornhole Toss – Choose \$7 prize for each Cornhole toss**

- Entrance fee is \$5. Any spectator may enter as many times as he/she wishes.
- Entrant gets 4 tosses. For each Cornhole the player receives \$7.
- A player may enter as many times as he wishes.

\*Prize based on number of entrants.

## 2010 BGSD Men's Tournament Team Comparisons

Seed	Team Name	Record	City/League	Batting Average
1	Nerone & Sons	23-1	Mayfield Village	0.641
2	Panini's	20-1	Mayfield Heights	0.595
3	Spectators	21-4	Mayfield Village	0.613
4	Backstage	18-3	Lakewood Tue/Thur A	0.488
5	Marino's	17-4	Euclid Division II	0.593
6	Panini's III	16-13	Cleveland Heights Division II	0.560
7	The Players Club	13-3	Euclid Sunday Night Division II	0.505
8	C&G Snowplow	12-6	Euclid Sunday Night Division II	0.513
9	Lee Heights	9-5	JRC Sunday North	0.580
10	Rebels	14-15	Cleveland Heights Division II	0.550
11	That's What She Said	11-3	Gesu	0.492

### Tournament Breakdown

**Cities/Organizations Represented:** 7  
**Leagues Represented:** 8  
**Number of First Place Teams:** 6  
**Combined Win-Loss Record of All Teams:** 174-58  
**Combined Winning Percentage of All Teams:** 0.750  
**Average Team Batting Average:** 0.557

### Past Results of BGSD Men's Tournaments

Year	Champions	Runners-Up	Score(s)
2004	Pepco/Nager	Aaron Signs	26-23, 23-14
2005	Nager/Seasonal Sports	Novak Insurance	5-7, 20-10
2006	Dave Nager Softball	Habian	7-0
2007	Nager/Sunray/Coach's	Steve's Sports	11-2
2008	SPC Sports/Ramacciato's	Integrity Stainless	11-13, 16-13
2009	Scoreboard Taven * Steve's Sports		6-15 (Steve's Sports win)
2010	Integrity Stainless	Wing Warehouse	32-13, 34-14

\* = Co-Champions

### Past MVPs of BGSD Men's Tournaments

Year	MVP	Team	Stats
2004	Bob Andrews	Pepco/Nager	5 GP, 20/24, 5 2B, 1 3B, 5 HR, 17 RBI, 18 R, 1 BB, 1.750 SLG
2005	Mike Loeffler	Novak Insurance	6 GP, 17/21, 4 2B, 2 3B, 3 HR, 10 RBI, 16 R, 1 BB, 1.619 SLG
2006	Law Meadows	Habian	5 GP, 16/25, 1 2B, 1 3B, 6 HR, 14 RBI, 14 R, 1.480 SLG
2007	Chuck Suk	Teamsters 507	5 GP, 14/18, 2 2B, 3 HR, 15 RBI, 8 R, 1.389 SLG
2008	Nick Frezel	Integrity Stainless	6 GP, 15/16, 3 2B, 6 HR, 21 RBI, 16 R, 6 BB, 2.250 SLG
2009	Don Toman	Steve's Sports	7 GP, 15/27, 2 2B, 7 HR, 18 RBI, 14 R, 2 BB, 1.407 SLG
2010	Matt Gasper	Integrity Stainless	7 GP, 18/22, 8 2B, 3 HR, 20 RBI, 21 R, 4 BB, 1.407 SLG

### Past Winners of Tournament Special Events

Year	Home Run Derby	Golden Arm	Fastest Man
2006	Monte Taylor	N/A	N/A
2007	Matt Gasper	N/A	N/A
2008	Derek Buell	Sean Keenan	N/A
2009	Aaron Krieger	Tom Galasky	Mike Lemponen
2010	Jason St. Clair	Mike Elliot	Mike Lemponen

ASA Non-Approved Bat List with Certification Marks

7/29/2011

Combat	VIRSP3 Lady Virus	Easton	SCX2 Synergy	Easton	SCX22 Synergy 2
Louisville Slugger	FPC305 Catalyst (-8)	Louisville Slugger	SB304	Louisville Slugger	SB34 Genesis
Louisville Slugger	SB404	Louisville Slugger	SB73V TPS Voltage	Miken	MSF Freak
Miken	Ultra	Miken	Ultra II <sup>New</sup>	Miken	Ultra Maxload
Nokona	Tomahawk	Schutt	Red/Silver Schutt Bat	Worth	EST9
Worth	QESTFP	Worth	SBWK(Wicked)	Worth	SBWKA
Worth	WWSC Wicked Comp. (SP Only)	Worth	WWSCA	Worth	XEST9X
Worth	XGold	Worth	XPST4	Worth	XRed
Worth	XWICKX Wicked (SP Only)				

**STEVE'S  
SPORTS**

Steve's Sports Inc  
 6442 Metro Ct. Unit B Bedford Hts., OH 44146  
 Phone: 440-735-0044  
 Email: [info@stevesports.com](mailto:info@stevesports.com)

# B.G.S.D. INVITATIONAL TOURNEY SOFTBALL

## MEN'S 2011 LEAGUE

### LEAGUE ROSTERS

08-06-2011

LEAGUE #3

PRINTOUT # 1

NERONE & SONS  
TEAM # 1 (LEAGUE # 3 )

1=Nick Barille  
2=Darrick Frey  
3=Jeremy Greene  
4=Randy Labbato  
5=Tim Lemponen  
6=Rich Loparo  
7=Ricky Nerone  
8=Jared Pavelka  
9=Drew Puckrin  
10=Brian Sullivan  
11=Mike Lemponen  
12=Mike Adkins  
13=Matt Simonetta  
14=Max Kravitz  
15=Aaron Krieger  
16=Jordan Vahcic  
17=Anthony Valentino  
18=Mark Sabatino  
19=NO PLAYER HERE  
20=Andy Axten  
21=Will Corral  
22=Thomas Threat  
23=Matt Houghton  
24=Josh Strogin  
25=  
26=  
27=  
28=  
29=  
30=

PANINI'S  
TEAM # 2 (LEAGUE # 3 )

1=Mark Belfiore  
2=Ryan Byrne  
3=Jon Detzel  
4=Brandon Hewitt  
5=Pete Priola  
6=Anthony Romano  
7=Larry Salvatore  
8=Nick Salvatore  
9=Matt Wilson  
10=Mike Wojtlak  
11=Rich Ranells  
12=D. Buell  
13=Vic Engoglia  
14=John Morelli  
15=Matt Waggle  
16=Dan Byrne  
17=Gabe Rucci  
18=Andrew Crowl  
19=Keith Haas  
20=Sam Clyde  
21=  
22=  
23=  
24=  
25=  
26=  
27=  
28=  
29=  
30=

SPECTATORS (BALLA)  
TEAM # 3 (LEAGUE # 3 )

1=Bill Bailey  
2=Mark Balla  
3=Nick Balla  
4=Tim Depasquale  
5=Brian Guzik  
6=Dave Hauser  
7=Mike King  
8=Brett Kereky  
9=Gabe Saluan  
10=Sean Sanders  
11=Jason Sefcik  
12=Allen Dina  
13=Marvin Williams  
14=Steve Flaherty  
15=Scott Paluscsak  
16=Harvey Friedman  
17=Chris Gromek  
18=Ed Bailey  
19=Larry Mosley  
20=Jamario Glanton  
21=Mark Berkowitz  
22=Roger Poindexter  
23=Dom Cesa  
24=Donny Toman  
25=Charlie Barch  
26=  
27=  
28=  
29=  
30=

BACKSTAGE/HERTEN  
TEAM # 4 (LEAGUE # 3 )

1=Anthony Barber  
2=Pete Bircher  
3=Fred Buelow  
4=Dave Davilla  
5=Ruben Davilla  
6=Bernard Herten  
7=Eugene Jorce  
8=Jason Lycans  
9=Nick Mausser  
10=James McCoy  
11=Matt McCoy  
12=Mike Minch  
13=Sal Olsen  
14=Nick Pawlak  
15=Obed Ramos  
16=Eric Thompson  
17=Joe Wursten  
18=Nick Minch  
19=Jeff Werbach  
20=Aka Kozeniewski  
21=  
22=  
23=  
24=  
25=  
26=  
27=  
28=  
29=  
30=

MARINO'S BAR & GRILL  
TEAM # 5 (LEAGUE # 3 )

1=Matt Allison  
2=Dom Corrao  
3=Jim Kotarski  
4=Tim Lackmer  
5=Mike Lantos  
6=Dave Longano  
7=Bob Mandato  
8=John Mandato  
9=Jim Rinehart  
10=John Scolaro  
11=Gary Zaleski  
12=Terry Clark  
13=Kris Lariccia  
14=Chris Kovelon  
15=Doug Jansky  
16=Mike Murton  
17=Ricky Stevens  
18=Jim Ceccino  
19=Jeff Katlin  
20=Scott Kokish  
21=  
22=  
23=  
24=  
25=  
26=  
27=  
28=  
29=  
30=

PANINI'S III/WONDER GRO  
TEAM # 6 (LEAGUE # 3 )

1=Matt Arian  
2=Nick Barille  
3=Lee Harris  
4=Victor Lewis  
5=Dave Roth  
6=Nolan Shenkelman  
7=Matt Simonetta  
8=Jeff Sova  
9=Brian Sullivan  
10=Jeff Henfling  
11=Anthony Valentino  
12=Conor Connell\*  
13=Dave Frezel  
14=Mark Sabatino  
15=Dan Byrne  
16=Richard Nerone  
17=Mike Lemponen\*  
18=Tim Lemponen  
19=Jared Pavelka  
20=Jim Swienconeck  
21=Charlie Barch  
22=Mike Henfling  
23=Matt Bencic  
24=  
25=  
26=  
27=  
28=  
29=  
30=

THE PLAYERS CLUB  
TEAM # 7 (LEAGUE # 3 )

1=Ryan Clifton  
2=D.J. Delande  
3=Dan Ertter  
4=Rich Loparo  
5=Jim McNamara  
6=Joe Necci  
7=Ed Strauss  
8=Nick Totedo  
9=Chad Ulogar  
10=Matt Ursick  
11=Morgan McIntire  
12=Joe Ufholz  
13=Rob Runals  
14=Jeff Misley  
15=Mike Vara  
16=Jim Barber  
17=  
18=  
19=  
20=  
21=  
22=  
23=  
24=  
25=  
26=  
27=  
28=  
29=  
30=

C & G SNOWPLOW  
TEAM # 8 (LEAGUE # 3 )

1=Brian Ondercin  
2=Rob Anthony  
3=Dan DiFranco  
4=Jim Funk  
5=Kevin Godwin  
6=Chuck Goerndt  
7=Jason Goerndt  
8=John Love  
9=Andy Potopas  
10=Don Potopas  
11=John Civitaresse  
12=Justin Jares  
13=Eric Bard  
14=James Ledford  
15=John Swetel  
16=Brett Gorjup  
17=Zach Sternot  
18=Kolby Kahley  
19=Jason Darnell  
20=  
21=  
22=  
23=  
24=  
25=  
26=  
27=  
28=  
29=  
30=

**B.G.S.D. INVITATIONAL TOURNEY SOFTBALL  
MEN'S 2011 LEAGUE  
LEAGUE ROSTERS**

**LEE HEIGHTS HARDBALLAZ  
TEAM # 9 (LEAGUE # 3 )**

- 1=Derrick Barker
- 2=Josh Casson
- 3=Allen Dina
- 4=Josh Gardner
- 5=Lenny Martin
- 6=Ronell Gross
- 7=Bruce Irby
- 8=Tim Jones
- 9=Dwayne Parks
- 10=Art Sanders
- 11=Marvin Williams
- 12=James Gardner
- 13=Thomas Jones
- 14=M. Collins
- 15=Jamario Glanton
- 16=Raph Collins
- 17=D. Rouse
- 18=A. Harper
- 19=
- 20=
- 21=
- 22=
- 23=
- 24=
- 25=
- 26=
- 27=
- 28=
- 29=
- 30=

**REBELS I  
TEAM # 10 (LEAGUE # 3 )**

- 1=Greg Copeland
- 2=Lamont Dodson
- 3=Reggie Farmer
- 4=Sandy King III
- 5=Fredrick Lewis
- 6=Quentin Morris
- 7=Moe Pennington
- 8=Tyrone Reid
- 9=David Rouse
- 10=Pete Sains
- 11=Carlos Slade
- 12=Johnny Sturdivant
- 13=Bryant Thomas
- 14=Thomas Threat
- 15=Eric Waddles
- 16=Eddie Robinson
- 17=Leroy Miller
- 18=Jason Jones
- 19=Paul Sains
- 20=Quenton Brown
- 21=Curtis Young
- 22=Tim X.
- 23=
- 24=
- 25=
- 26=
- 27=
- 28=
- 29=
- 30=

**THAT'S WHAT SHE SAID  
TEAM # 11 (LEAGUE # 3 )**

- 1=Mitch Baer
- 2=Jack Blake
- 3=Tom Burnett
- 4=Steve Crowl
- 5=Pat Dowd
- 6=Kevin Greisl
- 7=Alex Jones
- 8=Joe Kolarz
- 9=Carl Monastra
- 10=Tim Musi
- 11=Mark Polansky
- 12=Dave Taylor
- 13=Jake Turner
- 14=Matt Turner
- 15=Sam Turner
- 16=Phil Beitel
- 17=Joe Baucco
- 18=John Blake
- 19=Joe Gigliotti
- 20=Kevin Greisel
- 21=Sean Pauzero
- 22=
- 23=
- 24=
- 25=
- 26=
- 27=
- 28=
- 29=
- 30=

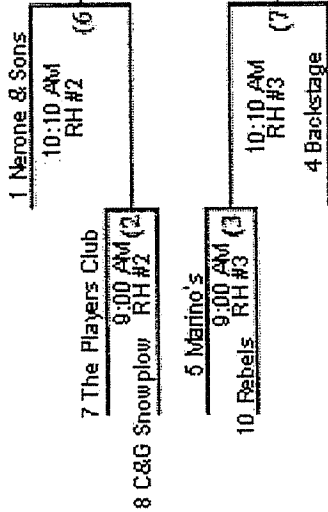

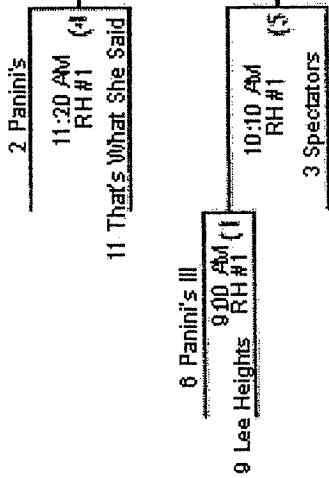



**"Best wings in town!"**

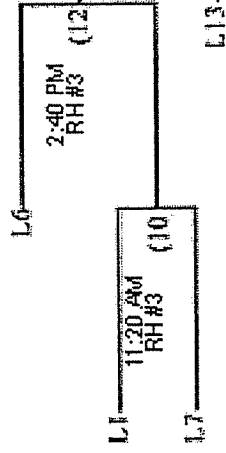
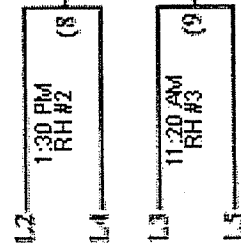
Mulligan's wishes all BGSD participants good luck in the tourney. We are 5 minutes from the RH fields at 6131 Highland Rd. Feel free to stop by when you get a break.

# 2011 BGS D Invitational Men's Tournament

August 6 - August 7, 2011



Loser's Bracket



12:30 - 1:30 PM Saturday  
Special Events:  
\*Home Run Derby  
\*Golden Arm Contest  
\*Fastest Man Contest